



Powerology

**PAGANSPO AI CAMERA
SMART GLASSES**

SKU: PWAICMGY



Table of Contents

Product Overview	2
Specifications	2
Safety Precautions	3
Schematic View	4
Button Guide	4
Connection Guide	5
Important Notes	5
Disposal	5
Warranty	6
Contact Us	6

Product Overview

The Powerology Paganspo AI Camera Smart Glasses combine cutting-edge technology and convenience for an immersive, hands-free experience. These smart glasses feature AI visual recognition, allowing users to identify objects, translate text, and analyze scenes in real-time. Equipped with an 8MP camera, they capture high-quality 1080x2040 photos and record 30 fps video with software anti-shake, ensuring smooth and sharp visuals. Real-time translation functionality enables face-to-face language translations with a companion app, enhancing communication in any setting. The glasses also offer immersive stereo audio through dual open-ear speakers and noise-reducing microphones, providing clear sound without covering your ears. With seamless media transfer capabilities and 2K video recording, the Paganspo AI Camera Smart Glasses elevate your vision and experience, all amplified by AI.

Specifications

Model	PWAICM
Input	5V/1A
Battery Capacity	410mAh
Bluetooth Version	5.2
Lens Material	PC
Water Resistance Level	IP54
Wi-Fi Standard	Wi-Fi 4 (802.11n)
Internal Storage	4GB
MCU RAM	640KB
System RAM	64MB
Charging Interface	Type-C
Image Sensor	Sony IMX8 ,219 MP (1080x2040)

Photo Resolution	2K
Video Resolution	2K, Up to 30fps
Microphones	Dual Silicon Microphones
Recharge Time	1.5H
Music Playback Time	10H
Talk Time	8H
App Compatibility	Android & iOS (HeyCyan App)
Product Weight	64g
Product Size	22 × 54 × 158mm

Safety Precautions

1. Avoid Charging in Wet or Humid Environments

Do not charge the device in a waterlogged or humid environment to prevent potential damage.

2. Use the Provided Charging Cable

Always use the charging cable that comes with the product to ensure proper functionality and safety.

3. Handle with Care

The material of the product is soft, so please handle it gently and avoid dropping it. If the product is damaged, ensure safety and avoid any contact that could cause injury.


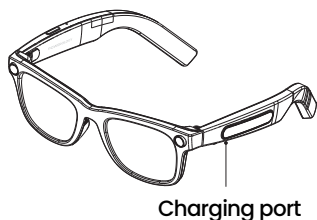
4. No Waterproof Functionality

This product is not waterproof. It is strictly prohibited to expose the product to rain or submerge it in water.

5. Responsible Use

The product supports photo and video functions. It is strictly prohibited to use it for clandestine photography or other illegal activities. Always comply with local laws and regulations, and use the product responsibly.

Schematic View




Button Guide

1. Device Operation Guide:
Left DIP Switch (Power Control):
Power On: Push the switch forward.
Power Off: Pull the switch backward.

2. Right Side Buttons:
Capture Photo: Short press the button.
Start/Stop Recording: Double-tap the button.
End Recording (during recording): Short press the button.
Start/Stop Video Recording: Long press the button.
Incoming Call:
Answer: Short press.
Reject: Hold for 2 seconds.
During Call:
Hang Up: Short press once.
Restore Factory Settings: Long press for 10 seconds.

3. Upper-Right Touch Area (Multimedia & Voice Control):
Play/Pause Music: Double-tap the touch area.
Adjust Volume:
Increase: Swipe forward.
Decrease: Swipe backward.
Skip to Next Track: Triple-tap the touch area.
Wake Up AI Voice Assistant: Long press to activate or exit.



Connection Guide

1. Independent Use: These smart glasses are independent, but many functions need to be connected to your cell phone before use.

2. Download the App: Search for "HeyCyan" in Google Play or the Apple App Store, download the app, and install it on your cell phone to enable full functionality.

3. Alternative Installation Method: You can also scan the QR code provided and select the corresponding system version to download the app.



Open the installed app and follow the instructions to complete the registration.

Select [Home] and click [Connect Device].

Select the name of the searched device [AG01].

When you hear the ding-dong sound, the connection is successful.

Important Notes

a. This product supports photo and video recording, but the power consumption is relatively high. When the battery level is lower than 15 %, the device will deactivate the photo and video recording function. If the battery drops below 20 %, the device will pause data transmission to the cell phone, and it can be resumed after charging.

b. The product supports Wi-Fi to transfer data to the cell phone and save it. The cell phone must allow the app to use the relevant permissions for this feature to work.

Disposal

This product must not be disposed of as unsorted household waste. It is important to separate such waste for proper treatment and recycling, in compliance with local waste management regulations.

Warranty

Products that you buy directly from our **Powerology** website or shop come with a 24-month warranty.

The 24-month warranty applies to products purchased directly from our **Powerology** website or store. If **Powerology** products are bought from any of our verified retailers, then the product is eligible for only a 12-month warranty. To extend your product's warranty, visit our website **<https://www.powerology.me/warranty>** and fill in your details in the provided form along with an uploaded picture of the product to process your request. Once approved, you will receive a confirmation email of the extended product warranty. Upload the required information within 48 hours of purchase to be eligible for a 24-month warranty period.

For more info, please check:

<https://www.powerology.me/warranty>

Contact Us

If you have any questions about this Privacy Policy, please contact us at: **hey@powerology.me**

Website: **<https://www.powerology.me/>**

Instagram: **powerology_official**

Facebook: **powerology.ME**