



**Powerology**

**York**

**10000mAh POWER BANK**

SKU: PPBM101OG



# Table of Contents

Product Overview	2
Specifications	2
Schematic View	3
Charging Guide	3
Precautions	3
Disposal	4
Warranty	5
Contact Us	5

## Product Overview

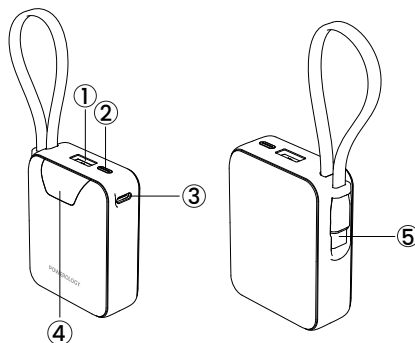
The Powerology York 10000mAh Power Bank offers a high-performance portable charging solution with a compact design, ideal for on-the-go use. It features fast charging capabilities with PD 20W and QC 22.5W technologies, enabling quick power-ups for devices. The integrated USB-C cable provides convenience, eliminating the need for extra cables. Its digital battery display allows users to easily monitor the remaining charge. This power bank supports simultaneous charging of multiple devices and comes with built-in safeguards for enhanced safety. Its sleek, portable design makes it an excellent choice for those in need of reliable and efficient charging.

## Specifications

Battery Capacity	10000mAh
USB-C Input	5V/3A, 9V/2A, 12V/1.5A, PD 18W Max
USB-C Input (Cable)	5V/3A, 9V/2A, 12V/1.5A, PD 18W Max
USB-C Output	5V/3A, 5V/4.5A, 9V/2.22A, 10V/2.25A, 12V/1.67A, 22.5W Max
USB-C Output (Cable)	5V/3A, 5V/4.5A, 9V/2.22A, 10V/2.25A, 12V/1.67A, 22.5W Max
USB-A Output	5V/3A, 5V/4.5A, 9V/2A, 10V/2.25A, 12V/1.5A, 22.5W Max
Product Weight	164.5g
Product Size	28.9 x 58 x 69.7mm
Model Number	PPBM101

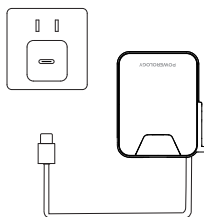
## Schematic View

1. USB-A Port Output
2. ON/OFF Button
3. USB-C Port Input/Output
4. Digital Power Display
5. USB-C Cable Input/Output

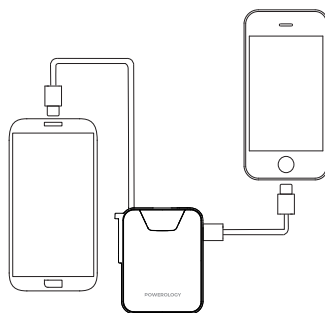


## Charging Guide

1. Use USB-C cable to charge power bank.
2. Recharge your phone by connecting them to the power bank.



(1)



(2)

## Precautions

1. The power bank generates heat during charging. Always charge it in a well-ventilated area, away from pillows, blankets, or any flammable surfaces.
2. Keep the power bank away from heat sources, direct sunlight, combustible gases, humidity, water, and other liquids.
3. Do not disassemble, open, microwave, incinerate, paint, or insert foreign objects into the power bank.
4. Avoid mechanical shock to the power bank, such as crushing, bending, puncturing, or shredding. Do not drop heavy objects onto the power bank.

5. Do not short-circuit the power bank or store it where it could be short-circuited by metallic or conductive objects.
6. Do not operate the power bank if it has been wet or damaged to prevent risk of electric shock, explosion, or injury. In such cases, contact an authorized dealer or agent.
7. Supervise children when using the power bank.

## Disposal

This product must not be disposed of as unsorted household waste. It is important to separate such waste for proper treatment and recycling, in compliance with local waste management regulations.



## **Warranty**

Products that you buy directly from our **Powerology** website or shop come with a 12-month warranty.

The 12-month warranty applies to products purchased directly from our **Powerology** website or store. If **Powerology** products are bought from any of our verified retailers, then the product is eligible for only a 12-month warranty. To extend your product's warranty, visit our website **<https://www.powerology.me/warranty>** and fill in your details in the provided form along with an uploaded picture of the product to process your request. Once approved, you will receive a confirmation email of the extended product warranty. Upload the required information within 48 hours of purchase to be eligible for a 12-month warranty period.

For more info, please check:

**<https://www.powerology.me/warranty>**

## **Contact Us**

If you have any questions about this Privacy Policy, please contact us at: **[hey@powerology.me](mailto:hey@powerology.me)**

Website: **<https://www.powerology.me/>**

Instagram: **[powerology\\_official](#)**

Facebook: **[powerology.ME](#)**