



**Powerology**

**YORK**  
**20000mAh Power Bank**

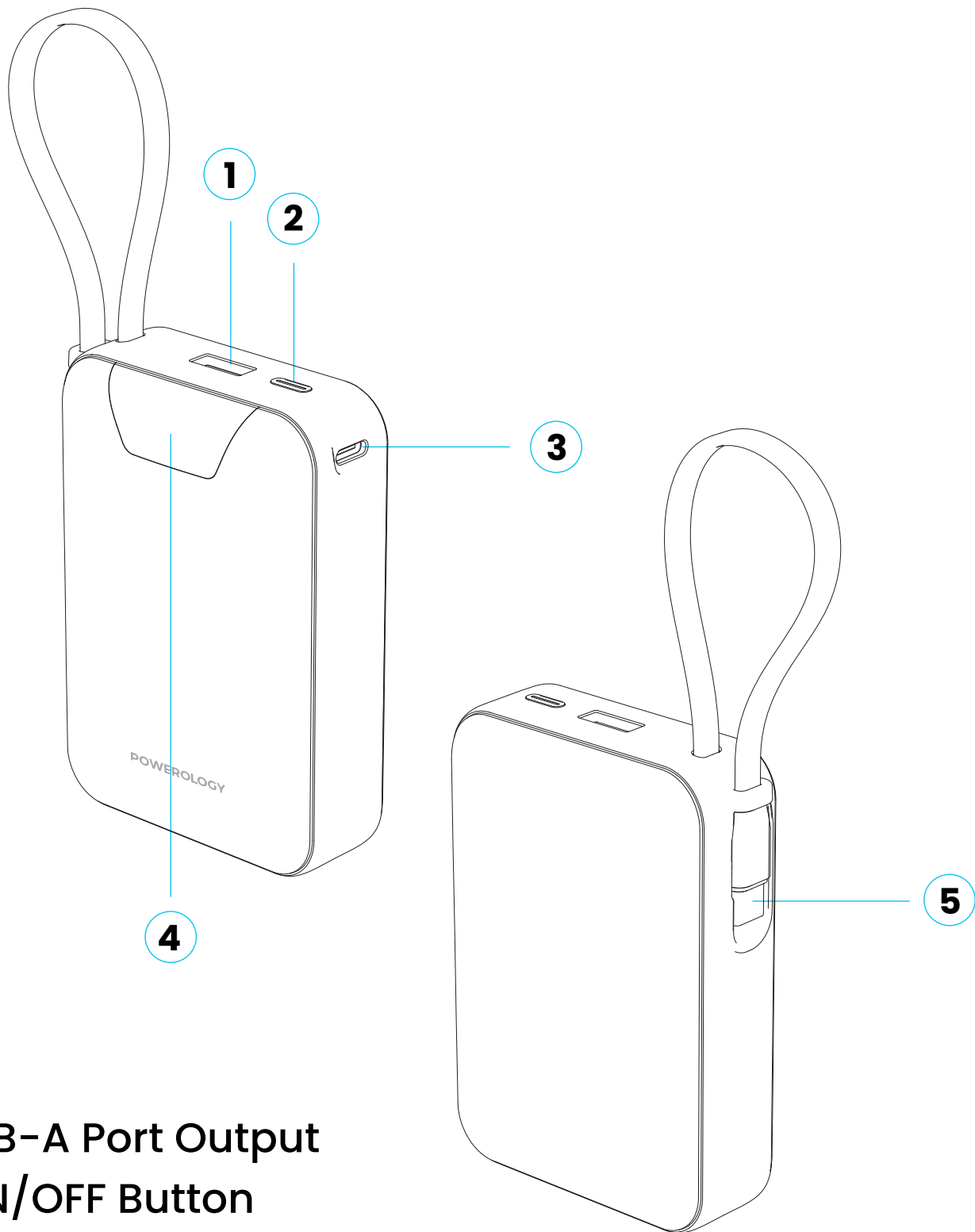
SKU: PPBM102BK



# Table of Contents

Product Overview	2
Specifications	3
Usage Guide	3
Safety Instructions	4
Correct Disposal	4
Warranty	5
Contact Us	5

## Product Overview



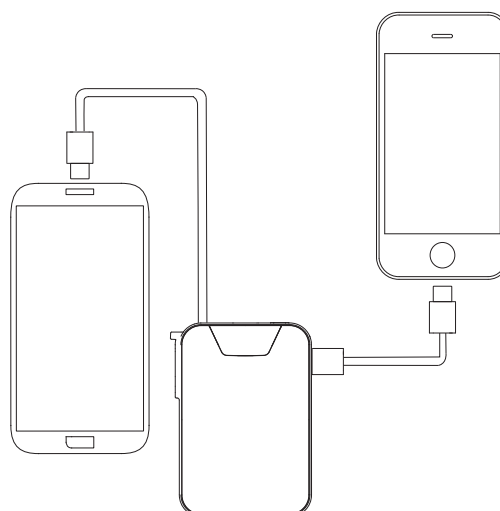
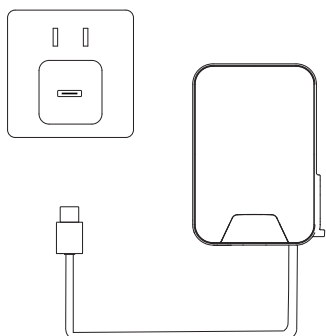
- 1.** USB-A Port Output
- 2.** ON/OFF Button
- 3.** USB-C Port Input/Output
- 4.** Digital Power Display
- 5.** USB-C Cable Input/Output

## Specifications

Model	PPBM102
Battery Capacity	20000mAh
USB-C Input	5V/3A, 9V/2A, 12V/1.5A, PD 18W Max
USB-C Input (Cable)	5V/3A, 9V/2A, 12V/1.5A, PD 18W Max
USB-C Output	5V/3A, 5V/4.5A, 9V/2.22A, 10V/2.25A, 12V/1.67A, 22.5W Max
USB-C Output (Cable)	5V/3A, 5V/4.5A, 9V/2.22A, 10V/2.25A, 12V/1.67A, 22.5W Max
USB-A Output	5V/3A, 5V/4.5A, 9V/2A, 10V/2.25A, 12V/1.5A, 22.5W Max
Product Weight	297g
Product Size	30.3×69.9× 96.2mm

## Usage Guide

1. Use the USB-C cable to charge the power bank.
2. Recharge both iPhone and Android phones simultaneously using the power bank.



## Safety Instructions

- 1.** The power bank will generate heat during charging. Always ensure it is charged in a well-ventilated area, and avoid charging it under pillows, blankets, or on flammable surfaces.
- 2.** Store the power bank away from heat sources, direct sunlight, flammable gases, humidity, water, or any other liquids to maintain its performance and safety.
- 3.** Do not attempt to disassemble, microwave, incinerate, paint, or insert foreign objects into the power bank.
- 4.** Avoid subjecting the power bank to mechanical shocks, such as crushing, bending, puncturing, or shredding. Ensure that no heavy objects are dropped or placed on the power bank.
- 5.** Do not short-circuit the power bank or store it where it could come into contact with metallic or conductive objects.
- 6.** If the power bank has been exposed to water or shows signs of damage, do not operate it. Please contact an authorized service provider for inspection or repair.
- 7.** Use the power bank under adult supervision when children are present.
- 8.** Always refer to the operating instructions, including charging instructions and the recommended operating temperature range, provided with the power bank for safe usage.

## Correct Disposal

The battery cell may cause environmental harm if not disposed of

properly. To help protect the environment, please ensure that it is disposed of in an appropriate recycling facility.

## **Warranty**

Products that you buy directly from our **Powerology** website or shop come with a 24-month warranty.

The 24-month warranty applies to products purchased directly from our **Powerology** website or store. If **Powerology** products are bought from any of our verified retailers, then the product is eligible for only a 12-month warranty. To extend your product's warranty, visit our website **[powerology.me/warranty](https://powerology.me/warranty)** and fill in your details in the provided form along with an uploaded picture of the product to process your request. Once approved, you will receive a confirmation email of the extended product warranty. Upload the required information within 48 hours of purchase to be eligible for a 24-month warranty period.

For more info, please check:  
**[powerology.me/warranty](https://powerology.me/warranty)**

## **Contact Us**

If you have any questions about this Privacy Policy, please contact us at: **[hey@powerology.me](mailto:hey@powerology.me)**

Website: **[powerology.me](https://powerology.me)**

Instagram: **[powerology\\_official](https://www.instagram.com/powerology_official)**

Facebook: **[powerology.ME](https://www.facebook.com/powerology.ME)**