



**Powerology**

**20000mAh Retractable  
Cable Power Bank**

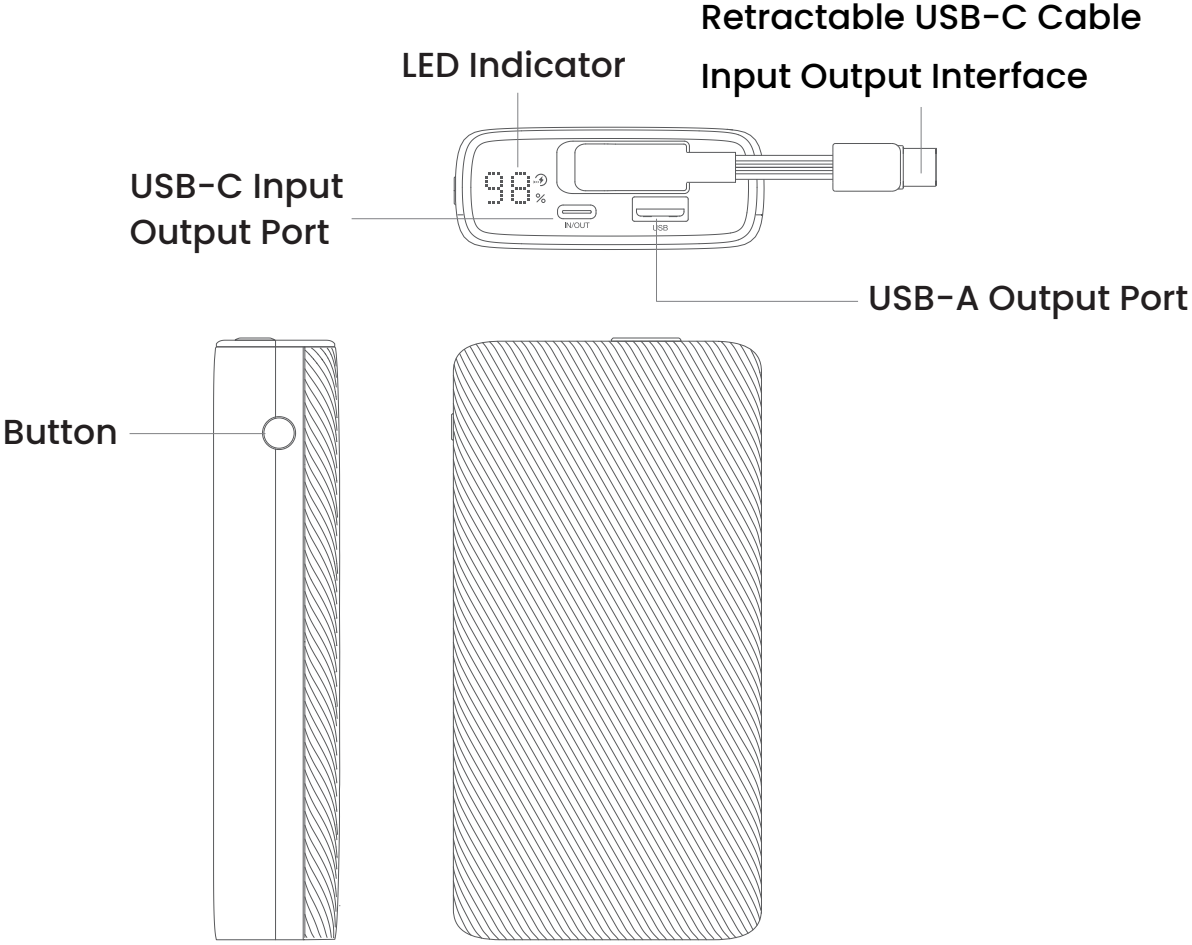
SKU: PPBCHA72

# Table of Contents

Schematic View	2
Specifications	2
Charging Instructions	3
Charging the Power Bank	5
Warning	5
Disposal	7
Warranty	7
Contact Us	7

Before using the product, please carefully read this User Manual to guarantee correct usage and keep it secure for future reference.

## Schematic View

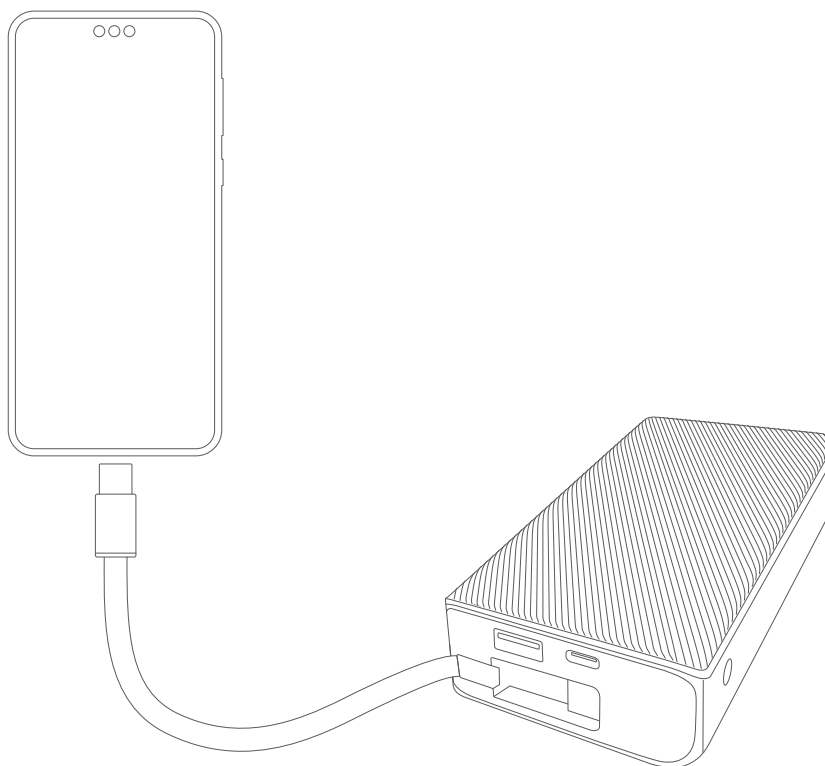


## Specifications

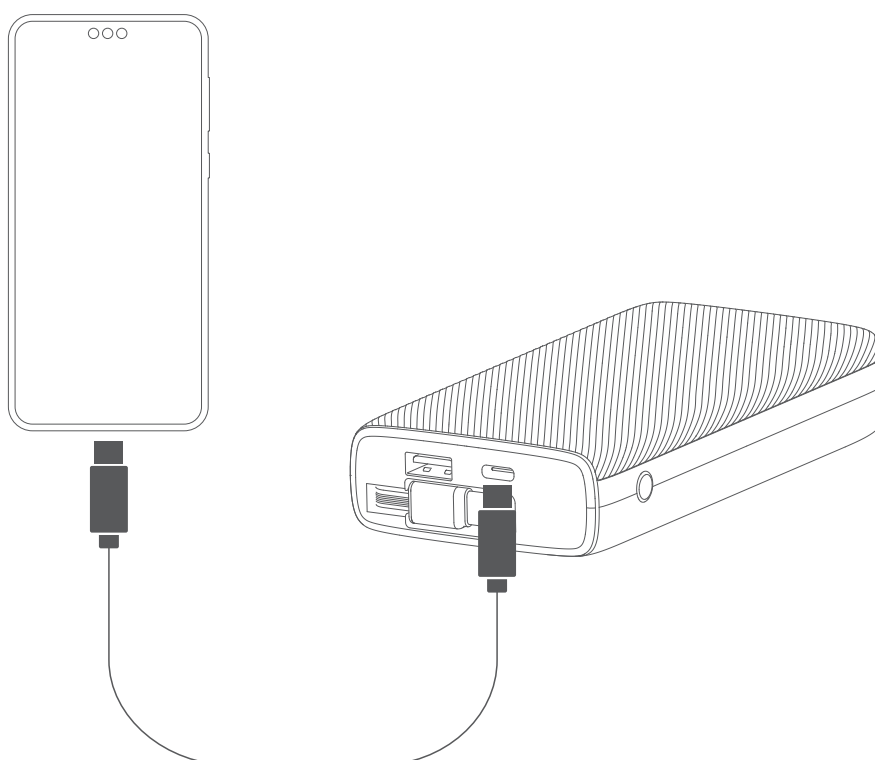
Capacity	20000mAh/ 77Wh
Rated Capacity	12000mAh
Max Power	35W
USB-A Output	22.5W
Type-C Input	5V/3A, 9V/3A, 12V/2.9A, 15V/2.34A, 20V/1.75A 35W
Type-C Output	5V/3A, 9V/3A, 12V/2.9A, 15V/2.34A, 16V/2.3A, 20V/1.75A 35W
Type-C Cable Input	5V/3A, 9V/3A, 12V/2.9A, 15V/2.34A, 20V/1.75A 35W
Type-C Cable Output	5V/3A, 9V/3A, 12V/2.9A, 15V/2.34A, 16V/2.3A, 20V/1.75A 35W
Two or More Outputs	5V/3A Total 15W
Cable Length	70cm
Dimensions	28.5×72×137mm
Net Weight	368g

## Charging Instructions

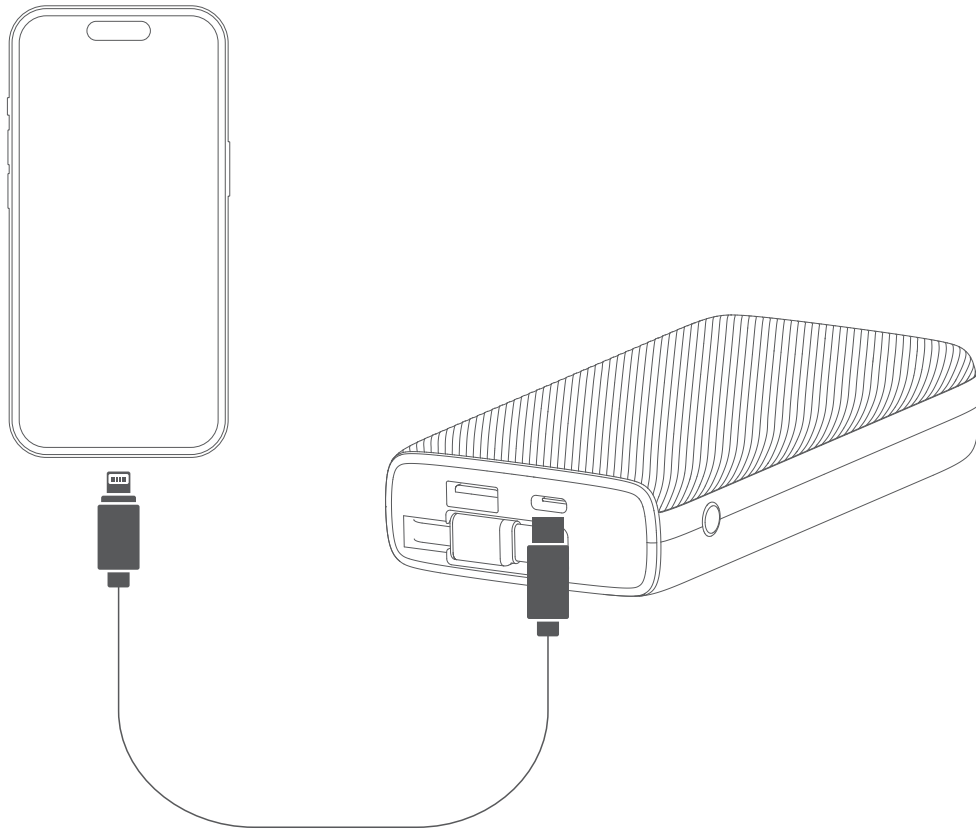
1. To charge your USB-C devices, use the USB-C retractable cable provided with the product.



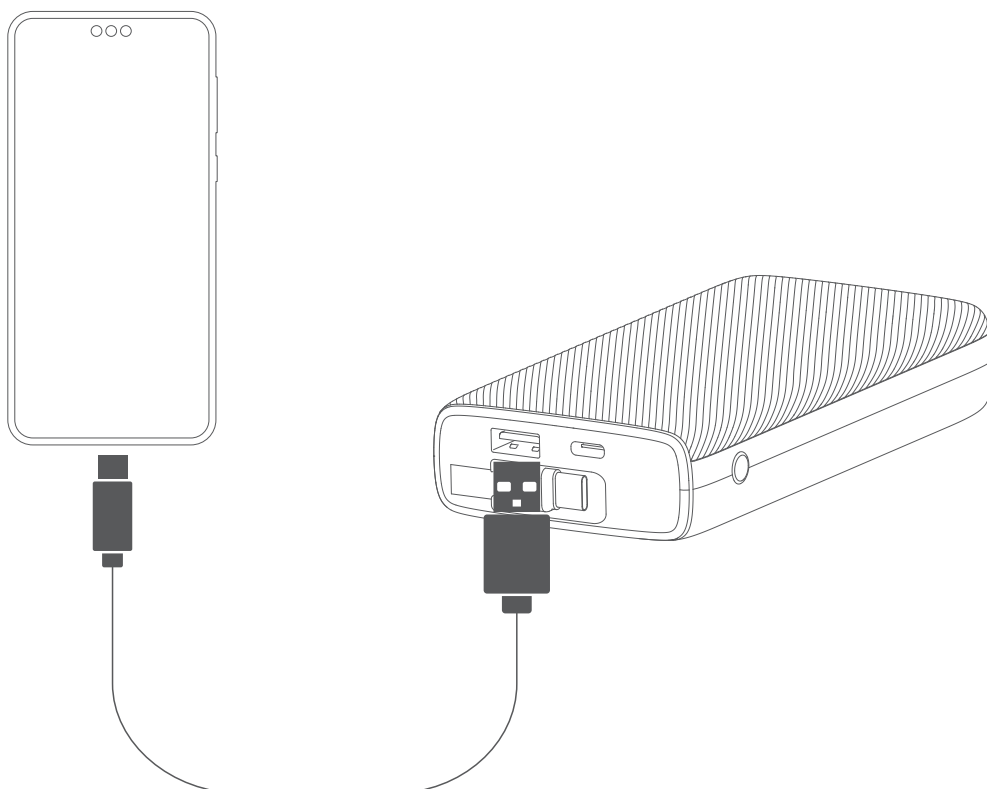
2. To charge your USB-C devices with a USB-C to USB-C charging cable, connect it to the USB-C port of the product. Charging cable not included with this product.



**3.** To charge your Lightning port devices, use a USB-C to Lightning charging cable and connect it to the USB-C port of the product.

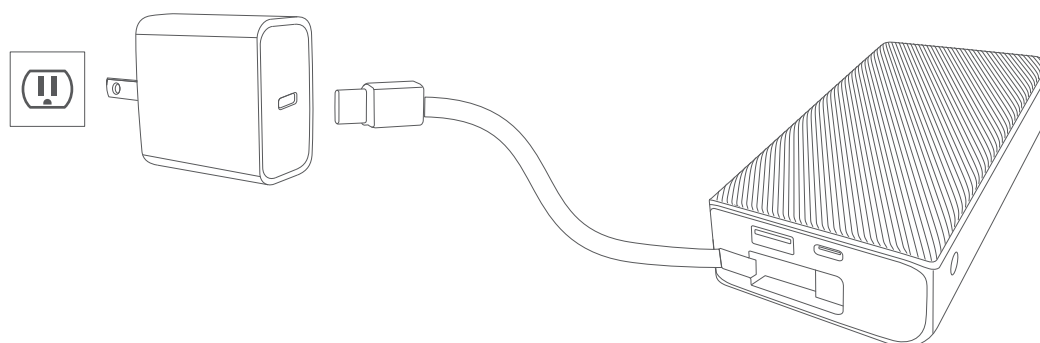


**4.** To charge your devices using the USB-A port of the product, connect your device with an appropriate cable.

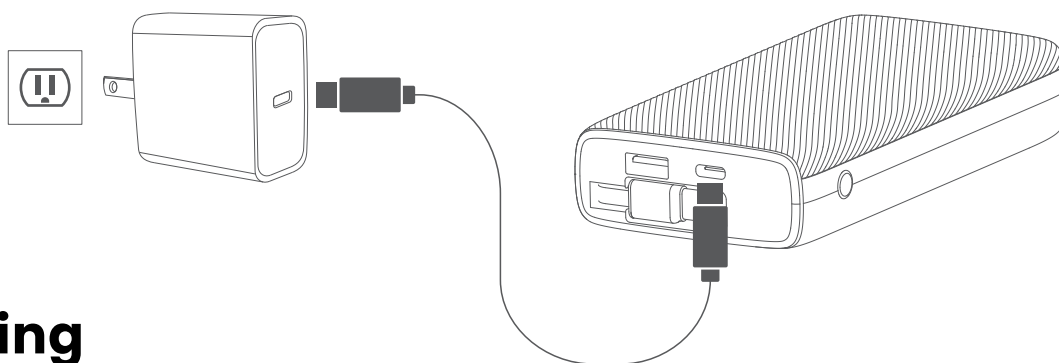


## Charging the Power Bank

1. Use a charger with a USB-C port to charge this product by connecting the retractable cable provided.



2. Use a charger with a USB-C port and a USB-C to USB-C cable to connect to the product's USB-C port for charging.



## Warning

1. Carefully read all instructions before using the product.
2. When using this product for the first time, perform a full charge and discharge cycle to extend its service life.
3. Ensure the device you want to charge is compatible with the power bank's specifications.
4. Keep the power bank out of reach of children, infants, and pets.
5. Avoid dropping or subjecting the power bank to impacts.
6. Do not expose the power bank to water, rain, or other liquids. Do not immerse it in water.
7. **Warning:** If the power bank comes into contact with water, do not use it.
8. Do not puncture or disassemble the power bank. Do not disassemble the product under any circumstances. This may cause

overheating, fire, or an explosion.

**9.** Never throw the power bank into a fire, as it may cause an explosion.

**10.** If the power bank malfunctions or is swallowed, stop using it and contact a service center immediately.

**11.** Do not dispose of the power bank as household waste.

**12.** Avoid leaving the power bank in a car on hot days. Do not expose the battery to direct sunlight, fire, or extreme heat.

**13.** Do not use the power bank in environments with high temperatures or humidity. Store it in a cool, dry place when not in use.

**14.** Always monitor the power bank when it is charging other devices or being charged. Never leave it unattended.

**15.** Disconnect the charger once the battery is fully charged; do not leave it charging for an extended period.

**16.** Improper battery replacement may result in an explosion. Use only the same or equivalent battery type, and ensure replacement is performed by maintenance personnel, not by unqualified individuals.

**17.** Improper battery replacement may result in an explosion. Use only the same or equivalent battery type, and ensure replacement is performed by maintenance personnel, not by unqualified individuals.

**18.** When using a power adapter for charging, only use a branded certified adapter that complies with standard requirements.

**19.** Do not replace the battery with an incorrect type, as it compromises safety.

**20.** Do not dispose of a battery by burning it, placing it in a hot oven, or mechanically crushing or cutting it, as this can cause an explosion.

**21.** Avoid exposing the battery to extremely low air pressure, which could result in an explosion or the leakage of flammable liquids or gases.

**22.** Never use the product if the connection cable or charger cable has been damaged in any way.

## Disposal

This product must not be disposed of as unsorted household waste. It is important to separate such waste for proper treatment and recycling, in compliance with local waste management regulations.

## Warranty

Products that you buy directly from our **Powerology** website or shop come with a 24-month warranty.

The 24-month warranty applies to products purchased directly from our **Powerology** website or store. If **Powerology** products are bought from any of our verified retailers, then the product is eligible for only a 12-month warranty. To extend your product's warranty, visit our website **[powerology.me/warranty](https://powerology.me/warranty)** and fill in your details in the provided form along with an uploaded picture of the product to process your request. Once approved, you will receive a confirmation email of the extended product warranty. Upload the required information within 48 hours of purchase to be eligible for a 24-month warranty period.

For more info, please check:  
**[powerology.me/warranty](https://powerology.me/warranty)**

## Contact Us

If you have any questions about this Privacy Policy, please contact us at: **[hey@powerology.me](mailto:hey@powerology.me)**

Website: **[powerology.me](https://powerology.me)**

Instagram: **[powerology\\_official](https://www.instagram.com/powerology_official)**

Facebook: **[powerology.ME](https://www.facebook.com/powerology.ME)**