



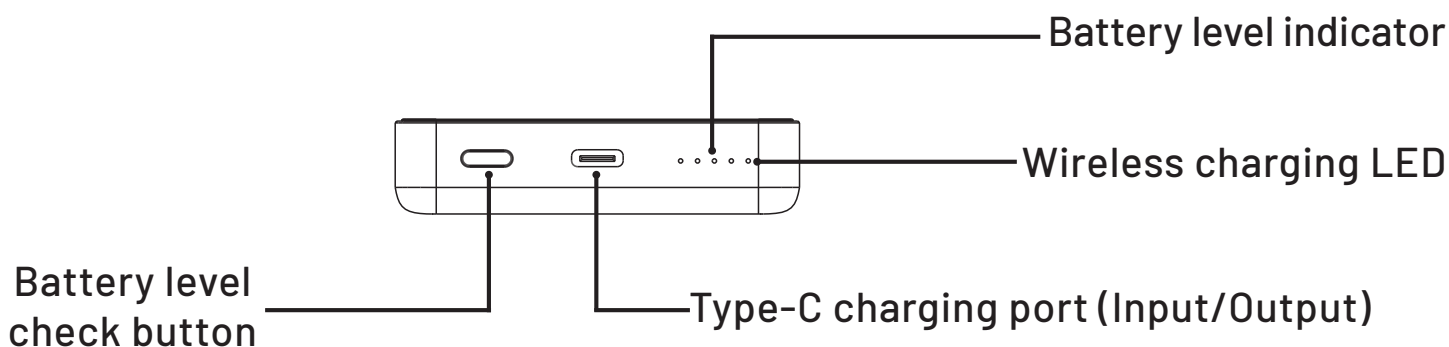
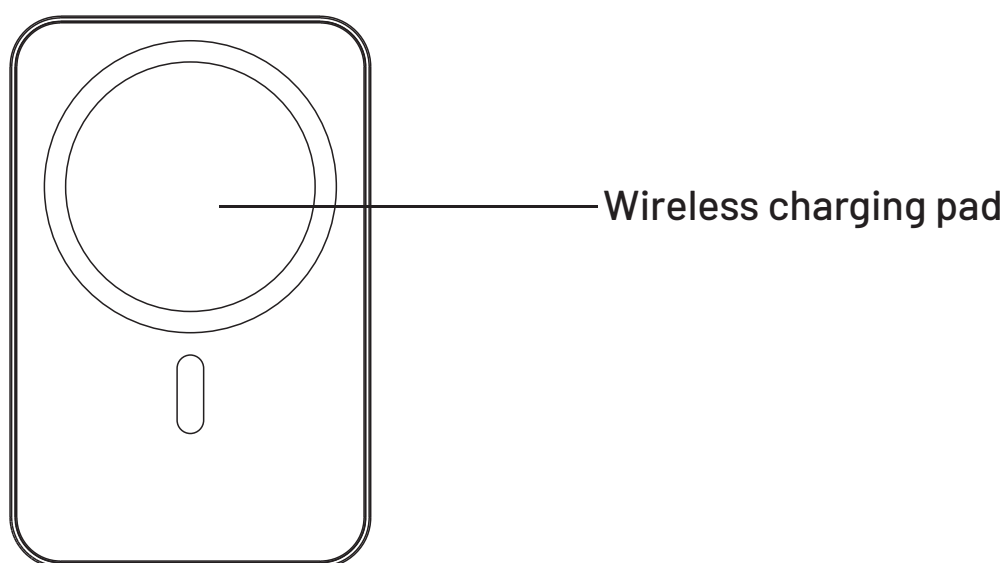
**Powerology 10000 mAh 20W  
PD & 15W Magsafe Powerbank**

SKU: PPBCHA34

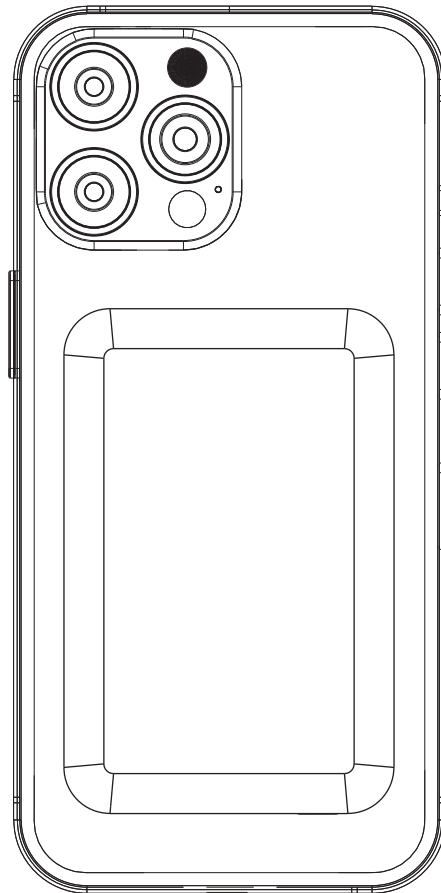
Before installing and using the product, please carefully read this User Manual to guarantee correct usage and keep it secure for future reference.

## Product Overview

We appreciate your choice to purchase this product. It incorporates high-quality Lithium-ion polymer batteries and a charge/discharge integrated circuit (IC), ensuring exceptional safety, efficiency, and compatibility. The device supports both wired and wireless charging methods and is specifically designed for iPhones equipped with wireless charging capabilities. Please note that the efficiency of charging may be influenced by the use of third-party protective cases for your phone.



To charge your phone using the wireless charging feature, place your iPhone onto the product as indicated in the figure. The charger automatically detects the device and initiates the charging process without the need to press any buttons.



**Safety:** This product is designed with multiple protection mechanisms to ensure the safety of digital devices and the power bank itself in cases of overcharge, overheating, short circuits, and other abnormal conditions.

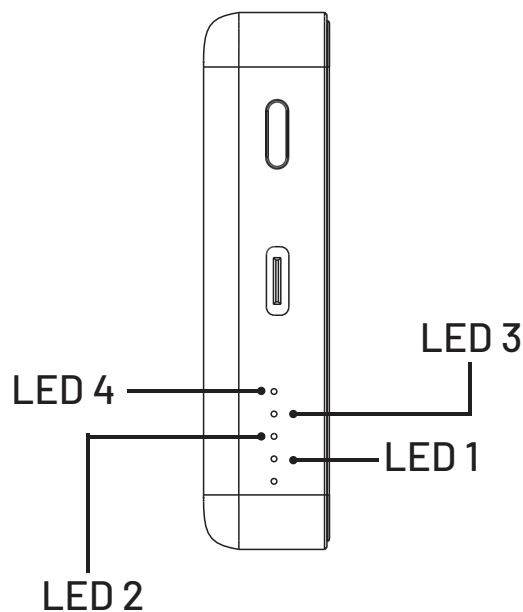
**Compatibility:** Featuring an integrated intelligent charging controller, this product is compatible with a broad range of mainstream mobile phones and digital devices.

**Quality:** The product boasts high-quality lithium-ion polymer batteries and a robust charge/discharge IC, ensuring reliable performance and longevity.

# Charging

You can charge the power bank with the provided adapter and charging cable via the Type-C port. The battery level will be indicated by the LED lights during the charging process as detailed below:

Battery Level	LED 1	LED 2	LED 3	LED 4
0%-25	Blinking	OFF	OFF	OFF
25%-50	ON	Blinking	OFF	OFF
50%-75	ON	ON	Blinking	OFF
75%-99	ON	ON	ON	Blinking
Fully Charged	ON	ON	ON	ON
Charging Error	Blinking	Blinking	Blinking	Blinking



## Discharging

The product is capable of simultaneous wired and wireless charging. The battery level during the power bank discharge process is indicated by the LED lights as follows:

Battery Level	LED 1	LED 2	LED 3	LED 4
Undervoltage	OFF	OFF	OFF	OFF
0%-25	ON	OFF	OFF	OFF
25%-50	ON	ON	OFF	OFF
50%-75	ON	ON	ON	OFF

Placing a phone on the wireless charging pad automatically activates the wireless charging function; there's no need to press the battery level check button. However, you can press the battery level check button or connect the power bank to a charger if you want to initiate wireless charging. This will light up the wireless charging LED, indicating standby mode. The various statuses of the wireless charging LED and their meanings are detailed as follows:

Wireless Charging Status	LED Status
Standby	ON
Working	Solid ON
Error	Blinking
OFF	OFF

To activate the wireless charging feature, press the battery level check button. The wireless charging will stop automatically after approximately 3 seconds if no phone is placed on the charging pad. Similarly, wireless charging will be automatically deactivated approximately 5 seconds after the phone is removed from the charging pad. When the power bank transitions into sleep mode, it will continue to sense the presence of a device compatible with wireless charging on the charging pad. Should such a device be detected, the power bank will proceed to automatically initiate the wireless charging function to commence charging the device.

### **Sleep mode:**

Sleep mode is indicated when the LEDs for both the wireless charging and battery level are turned off.

### **Warnings**

Incorrect usage of this product can result in battery failure, overheating, and in extreme cases, fire or explosion. To prevent injury to yourself or damage to property, please adhere to the following safety guidelines:

- 1.** Only charge this product with a charger that complies with local safety regulations to prevent electric shock or harm to the battery.
- 2.** Avoid operating the product (during both charging and discharging) in areas with inadequate ventilation, such as inside clothing, under pillows, within bedding, or surrounded by other materials.
- 3.** It is imperative that this product NOT be disassembled, squeezed, punctured, or short-circuited.

4. The product must NOT be placed in or near water, fire, or any heat sources such as stoves and heaters, nor should it be exposed to temperatures exceeding 140°F (60°C).
5. If the product becomes deformed, leaks, overheats, or exhibits any other signs of malfunction, stop using it immediately and dispose of it according to local regulations.
6. The power bank, along with the battery and any accompanying accessories, must be discarded according to local regulations and should NOT be treated as regular household waste. Mishandling of the battery could potentially lead to an explosion.
7. This product contains a built-in battery that is NOT meant to be removed. Do NOT attempt to disassemble this product by yourself. For your own safety, do NOT attempt to replace the battery on your own.
8. To avoid any accidents, ensure that this product is kept out of the reach of children.

## Precautions

1. Before first-time use, it is essential to fully charge the product.
2. Employ an adapter and charging cable that complies with the necessary specifications when charging the power bank and utilizing the power bank's feature of wired charging.
3. Ensure the wireless charging pad remains clean and devoid of any foreign objects when the power bank is operating in wireless charging mode. If a mobile phone is encased while charging, the case must be non-metallic and its thickness should not surpass 3 mm.
4. It is advisable to have someone present while this product is charging. If you anticipate being away for an extended period, please disconnect the power supply.

**5.** Disconnect the charging cable once the power bank is fully charged or when it has completed charging a mobile phone. To prevent any potential damage due to prolonged connection, it is recommended to detach your device from the power bank as soon as the wireless charging process is finished.

**6.** If the product fails to show the battery level when the button is pressed, it may be in a protective state. In such an instance, recharging the power bank may help to reset and restore its normal function.

**7.** Maintain the power bank's charge level at approximately 50 % if you do not plan to use it for an extended duration.

**8.** Store the power bank in an environment that is both cool and dry to preserve and extend the battery's lifespan. Avoid storing the power bank in a fully- charged or uncharged state for a long period.

**9.** Store the power bank at a distance from magnetic cards that have magnetic strips or chips, such as identification and bank cards, to prevent them from being demagnetized.

**10.** For the sake of safety, it is advised to keep the product at a minimum distance of 20 centimeters from any implanted medical devices, including pacemakers and cochlear implants.

## Specifications

Model	PPBCHA34
Battery Type	Lithium-ion polymer battery
Battery Capacity	38.5Wh - 3.8V - 10000mAh
Type-C Input	5V/2.4A - 9V/2A (18W)
Type-C Output	5V/2.4A - 9V/2.22A - 12V/1.67A (20W)



Wireless Output	Max. 15W
Operating Temperature	-10°C ~ 45°C
Sensing Range	≤ 3mm - 6mm
Dimensions	16×67×105mm
Simultaneous Wired and Wireless Output	Max. 10W

## **Warranty**

Products that you buy directly from our **Powerology** website or shop come with a 24-month warranty.

The 24 months warranty applies to products purchased directly from our Powerology website or store. If **Powerology** products are bought from any of our verified retailers, then the product is eligible for only 12 months warranty. To extend your product's warranty, visit our website **[powerology.me/warranty](https://powerology.me/warranty)** and fill your details in the provided form along with an uploaded picture of the product to process your request. Once approved, you will receive a confirmation email of the extended product warranty. Upload the required information within 48 hours of purchase to be eligible for 24 months of warranty period.

For more info, please check:

**[powerology.me/warranty](https://powerology.me/warranty)**

## **Contact Us**

If you have any questions about this Privacy Policy, please contact us at: **[hey@powerology.me](mailto:hey@powerology.me)**

Website: **[powerology.me](https://powerology.me)**

Instagram: **[powerology\\_official](https://www.instagram.com/powerology_official)**

Facebook: